

# Kaushalya Times

January 2019



# Global Skill Summit 2019



On 9th and 10th January, 2019, GJSCI participated in Global Skill Summit to mark 1 lakh job offers. Mr. Rajeev Garg, CEO, GJSCI was present at the event. The event was conducted in the presence of Union Minister for Petroleum, Natural Gas and Skill Development, Shri Dharmendra Pradhan and delegates from 17 countries. Chief Minister, Shri Raghubhar Das handed over the appointment letters to the candidates.



# Workshop on Jobs and Livelihood by Confederation of Indian Industry (CII)



On 19th January, 2019, Confederation of Indian Industry (CII) conducted a workshop on Jobs and Livelihood. The workshop was conducted under the presence of Shri Piyush Goyal Hon. Minister for Railways and Coal, Government of India.



The objective of the workshop was to analyze the overall job trends prevailing in the country as well as discuss the way forward that would facilitate creation of more jobs and livelihood opportunities in the immediate future.

# Launch of Gem and Jewellery Domestic Council

**NEW  
LAUNCH**

**O**n 29th January, 2019, In the August presence of Shri Suresh Prabhakar Prabhu, Minister of Commerce & Industry and Civil Aviation and Industry, Gem and Jewellery Domestic Council was launched. Also present were major Industry partners, Trade Associations and its members, PAN India, also present were representatives from various ministries.

Gem and Jewellery Domestic Council was formed towards formulating a comprehensive gold policy, the government has formed an AD-HOC committee of a dozen industry stakeholders who will frame the structure for the council.



GJEPC Chairman, Shri Pramod Kumar Agrawal said, “We welcome the government's decision to form the Domestic Council for the Indian gem & jewellery industry. This will help to organise our unorganised and small scale based domestic jewellery industry and help it to scale new heights. GJEPC is happy to offer all our support and guidance in the formation of the Council.”

# RPL Success Story



## Success Story

Anup has been part of a long line of goldsmiths who pride themselves in their expertise and experience. Though they are much known for their craft in local circles, they never really got the words of their expertise beyond Cuttack.



## Post RPL Story

RPL gave Anup the much needed chance to showcase his expertise and also make sure that he got the recognition he deserved. More than monetary benefit, the value of recognition gave him most satisfaction. He has been a real ambassador for the RPL program and has been inspiring quite a few goldsmiths to join the course.



# January Birth Stone - Garnet



The garnet is a very durable gemstone (6.5-7.5 on the Mohs scale) found all over the world, including Wyoming, Czech Republic, Greece, Russian, Tanzania, Madagascar, Sri Lanka and India.

The word “garnet” comes from the 14th Century Middle English word “gernet” meaning dark red. The word is derived from Latin “granatum” which means seed, and is called so because of the gemstone’s resemblance to the beautifully red seeds of the pomegranate.

Garnet is actually the name of a group of minerals that comes in a rainbow of colors, from the deep red of the Pyrope garnet to the vibrant green of Tsavorites. Some rare garnets are even blue, colorless, or—most rare of all—change colors in different lights. But the most common color is a beautiful range of reds, from rust colored to deep violet-red.

The garnet also symbolized deep and lasting friendship. With that legend in mind, give a garnet to someone whose friendship you deeply value.



# January Birth Stone - Garnet



The garnet is so durable, remnants of garnet jewelry can be found as far back as the Bronze Age. Other references go back to 3100 BC when the Egyptians used garnet as inlays in their jewelry and carvings. The Egyptians even said it was the symbol of life. The garnet was very popular with the Romans in the 3rd and 4th Century.

This gemstone was also used as a talisman for protection both by warriors going into battle and to those who wanted to ward off pestilence and plague. Some ancient healers and wise men even placed garnets in wounds and praised its healing powers.

Garnet jewelry has been a fixture throughout the ages. Garnets were often used as signet rings in ancient Rome, and the nobility favored garnets in the Middle Ages.

The Victorians made garnets very popular during that time period. Some of the loveliest garnet jewelry from that era mimics its pomegranate namesake, with clusters of tiny red gems forming a larger statement piece.

Today, the garnet can be found in a range of jewelry pieces and styles, from beautiful rings to stunning tiaras. Since the garnet can come in a range of colors, rare garnets in green or blue make breathtaking pieces, especially in pendants or drop earrings.



# RPL - Type 4 : Best in Class Employer

RPL4


## Jewellery Companies can now certify their artisans under Pradhan Mantri Kaushal Vikas Yojna (PMKVY) in Recognition of Prior Learning (RPL) Type 4

- Benefits to Employers
  - Employers can certify their employees without any assessment by external agency.
  - Govt. Certificate will also include the Logo of Employers.
  - Reward Money of INR 500 to be given to the certified artisans.
  - Certified Artisans will also receive the Accidental Insurance for 3 Years.



To conduct Certification program in your company kindly get in touch with us.





## Jewelry Casting

Jewelry casting is an art form that has been in existence for thousands of years. Since the time that man attained the ability to melt metal, artisans have been pouring molten gold into cavities shaped in stone, plaster, sand, and cuttlefish bone. The solidified castings were then pried, or broken free from the encasements in which they were poured by primitive craftsman who then tooled them into items of adornment.




With the advent of high frequency melting and a host of other technologies, jewelry casting is more dynamic than ever. Most jewelry casting is done through the lost wax process, whereby models created through wax carving, growing, or printing are encased in a plaster- like medium known as investment. The investment is heated to extreme



temperatures to incinerate the material, creating an impression of the desired form. The intricate cavity is then filled by molten precious metal.

Gold casting and platinum casting procedures differ greatly. Platinum melts at such extreme temperatures that specialized skills, equipment and plaster investments are needed. Since gold casting encompasses a wide range of karats and colors, the alloy combinations dictate that each has temperature cycles and processes that are unique to the metal.




## Burn Out Cycle

Wax models or resin type materials are connected to one another on a sprue to form a tree-like configuration. The alignment of the models is arranged to allow gold or platinum to flow through the “tree” with minimum turbulence or resistance. The “tree” is then suspended inside a metal flask and filled with plaster slurry. Once filled, air bubbles and pockets are removed from the slurry by “debubblizing” the flask inside a bell jar with negative atmosphere.

After hardening and curing, flasks containing invested models are placed in specialized ovens, where the wax is incinerated at temperatures as high as 1600° F for 12-16 hours. A properly burned out flask will have no remaining residue of wax or resin, leaving behind a hollow impression left by the tree and sculptures that were burned from it.





## Centrifugal Jewelry Casting


Centrifugal jewelry casting uses the force of a centrifuge to create the inertia necessary to throw gold into the hollow cavity left behind. After burn out, the flask is placed in a cradle on a swing arm in direct alignment with a crucible in which gold or platinum will be melted. Depending on the equipment and user preference, the crucible will be heated by high frequency, induction, or a torch to melt the metal, while the arm is in a cocked position. When the precious metal is at critical temperature, the centrifuge is released and metal is slung from the crucible at high velocity, filling the flask before it spins to rest.



## Vacuum Casting Jewelry

The principal behind vacuum casting is very similar to that of centrifugal casting. Once again, molten gold has to be sent with enough thrust into a flask to enable it to funnel through detailed cavities before cooling. The equipment used for vacuum casting requires the flask be loaded in a sleeve within a chamber to enable a forcible vacuum to inhale molten metal into the investment as it is being poured or released.





## Precious Metal Castings

Once the flasks are filled it is necessary to remove the precious metal castings. The hollow impression in plaster, filled with glowing red platinum or gold castings, is lifted from the casting equipment with tongs. Depending on color, carat, or metal used, they are quenched in water or left to cool. When the flasks are cooled, the investment form is destroyed while the remaining plaster is chipped away, leaving behind a tree containing models as branches. The models are then cut free from the sprue and forwarded to jewelers who will execute jewelry polishing, jewelry fabrication, and stone setting to transform the casting into fine jewelry.



# GJSCI invites industry partners to take benefits of the newly revamped National Apprenticeship Scheme




## APPRENTICESHIP TRAINING

Apprenticeship training is one of the most efficient ways to develop skilled manpower for the industry by using training facility available in the establishments. And to make it more approachable, a user friendly online portal has been designed to facilitate easy processing of entire apprenticeship cycle.

### Benefits:

- No physical screening is required, dedicated online portal automates and eases the complete registration process
- Any candidate who is minimum class 5th pass can be engaged as an apprentice.
- Establishments use their discretion to select their desired apprentices.
- An establishment may engage 2.5% to 10% of their total workforce as apprentices.
- The organization doesn't need to follow any HR Compliance like, PF, ESIC, etc. as apprentices are not workers.
- Apprentices can be taken for all functions within manufacturing sector and across trade, services and others.
- It is not obligatory to employ apprentices after their training.
- An establishment only needs to register on the portal, and it will showcase the minimum/maximum number of apprentices that can be engaged by the organisation.

# GJSCI invites industry partners to take benefits of the newly revamped National Apprenticeship Scheme



- Govt. of India shares 25% of the prescribed stipend with establishments for all apprentices subject to a maximum of INR 1500 per candidate per month under NAPS.
- Please log in to [www.apprenticeshipindia.org](http://www.apprenticeshipindia.org) and register yourself today.

## To Register

Login on [www.apprenticeshipindia.org](http://www.apprenticeshipindia.org)

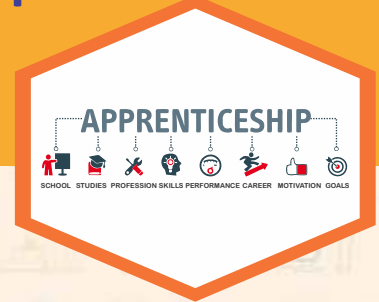
Click on Register

Select Candidate

Fill Your Details


Submit

# GJSCI invites industry partners to take benefits of the newly revamped National Apprenticeship Scheme



## National Apprenticeship Promotion Scheme – NAPS

In an endeavour to promote apprenticeship in India, a new scheme “National Apprenticeship Promotion Scheme” (NAPS) has been launched by the government in August 2016. The scheme entails financial support to establishments undertaking apprenticeship programs.



### Supply-Demand Matching

- Skill demand and skill supply matching to cater skill-gap
- Industry free to train as per their skilling needs & increase productivity

### Dynamic Environment

- Industry environment is fast-changing
- Industry at fore-front of innovation
- New technology/business processes require new skills in the workforce

**Apprenticeship Training**  
To create a skilled workforce

- Indian youth have high aspirations
- Provides a visibility to career-path
- Earn while you learn

- Hands-on training at workplace is most effective
- Trainee learns industry specific technology and know-how


### Candidate Aspirations

### Relevant Training

# India's first Gems and Jewellery Job Portal



[www.gjscijobs.com](http://www.gjscijobs.com) is the new address for the gems and jewellery industry for fulfilling their manpower requirements. The portal is back with some technical up-gradations. Artisans can use the services free of cost by logging in by using their mobile number and you create a digital resume for themselves. The website is now operational in both English in Hindi language. Some good news for the employers as well. GJSCI has waived off subscription charges for the next one year. Employers now can view and download profiles of the candidates free of cost.



[www.gjscijobs.com](http://www.gjscijobs.com)



Soon the database of the trained and certified candidates will be available on the portal. One click by the HR on the candidate and the candidate gets an SMS notification on his/her registered mobile number.





Gem & Jewellery Skill Council of India

**“ We aim to create an organized training and development ecosystem in the gems and jewellery industry to produce skilled workforce at par with global quality standards. ”**

+91 222829 3940/41/43

[www.gjsi.org](http://www.gjsi.org)

[www.linkedin.com/in/GJSCI](http://www.linkedin.com/in/GJSCI)

[www.twitter.com/GJSCI](http://www.twitter.com/GJSCI)

[www.facebook.com/Gem-Jewellery-Skill-Council-of-India](http://www.facebook.com/Gem-Jewellery-Skill-Council-of-India)